



What is value-based management?

An excerpt from *Valuation: Measuring and Managing the Value of Companies, Second Edition*

Timothy Koller

RECENT YEARS HAVE SEEN a plethora of new management approaches for improving organizational performance: total quality management, flat organizations, empowerment, continuous improvement, re-engineering, *kaizen*, team building, and so on. Many have succeeded – but quite a few have failed. Often the cause of failure was performance targets that were unclear or not properly aligned with the ultimate goal of creating value. Value-based management (VBM) tackles this problem head on. It provides a precise and unambiguous metric – value – upon which an entire organization can be built.

The thinking behind VBM is simple. The value of a company is determined by its discounted future cash flows. Value is created only when companies invest capital at returns that exceed the cost of that capital. VBM extends these concepts by focusing on how companies use them to make both major strategic and everyday operating decisions. Properly executed, it is an approach to management that aligns a company's overall aspirations, analytical techniques, and management processes to focus management decision making on the key drivers of value.

Principles

VBM is very different from 1960s-style planning systems. It is not a staff-driven exercise. It focuses on better decision making at all levels in an organization. It recognizes that top-down command-and-control structures cannot work well, especially in large multibusiness corporations. Instead, it calls on managers to use value-based performance metrics for making better decisions. It entails managing the balance sheet as well as the income statement, and balancing long- and short-term perspectives.

When VBM is implemented well, it brings tremendous benefit. It is like restructuring to achieve maximum value on a continuing basis. It works. It has high impact, often realized in improved economic performance, as illustrated in Exhibit 1.

Pitfalls

Yet value-based management is not without pitfalls. It can become a staff-captured exercise that has no effect on operating managers at the front line or on the decisions that they make.

A few years ago, the chief planning officer of a large company gave us a preview of a presentation intended for his chief financial officer and board of directors. For about two hours we listened to details of how each business unit had been valued, complete with cash flow forecasts, cost of capital, separate capital structures, and the assumptions underlying the calculations of continuing value. When the time came for us to comment, we had to give the team A+ for their

Examples of VBM's impact

Business	Change in behavior	Impact
Retail household goods	Shifted from broad national growth program to focus on building regional scale first	30–40% increase in potential value
Insurance	Repositioned product portfolio to emphasize products most likely to create value	25% increase in potential value
Oil production	Used new planning and control process to help drive major change program	Multimillion dollar reduction in planning function through streamlining Prompted an acquisition Exposed nonperforming managers
Banking	Chose growth versus harvest strategy, even though five-year return on equity very similar	124% potential value increase
Telecoms	Generated ideas for value creation	
	• New service	240% potential value increase in one unit
	• Premium pricing	246% potential value increase in one unit
	Around 40% of planned development projects in one business unit discontinued	NA
	Salesforce expansion plans completely revised after discovering how much value they would destroy	NA

valuation skills. Their methodology was impeccable. But they deserved an F for management content.

None of the company's significant strategic or operating issues were on the table. The team had not even talked to any of the operating managers at the group or business-unit level. Scarcely relevant to the real decision makers, their presentation was a staff-captured exercise that would have no real impact on how the company was run. Instead of value-based management, this company simply had value veneering.

VBM aligns a company's overall aspirations, analytical techniques, and management processes with the key drivers of value

Not methodology

The focus of VBM should not be on methodology. It should be on the why and how of changing your corporate culture. A value-based manager is as interested in the subtleties of organizational behavior as in using valuation as a performance metric and decision-making tool.

When VBM is working well, an organization's management processes provide decision makers at all levels with the right information and incentives to make value-creating decisions. Take the manager of a business unit.

When VBM is working well, management processes provide decision makers at all levels with information and incentives to make value-creating decisions

VBM would provide him or her with the information to quantify and compare the value of alternative strategies and the incentive to choose the value-maximizing strategy. Such an incentive is created by specific financial targets set by senior management, by evaluation and compensation

systems that reinforce value creation, and – most importantly – by the strategy review process between manager and superiors. In addition, the manager's own evaluation would be based on long- and short-term targets that measure progress toward the overall value creation objective.

VBM operates at other levels too. Line managers and supervisors, for instance, can have targets and performance measures that are tailored to their particular circumstances but driven by the overall strategy. A production manager might work to targets for cost per unit, quality, and turnaround time. At the top of the organization, on the other hand, VBM informs the board of directors and corporate center about the value of their strategies and helps them to evaluate mergers, acquisitions, and divestitures.

Value-based management can best be understood as a marriage between a value creation mindset and the management processes and systems that are necessary to translate that mindset into action. Taken alone, either element is insufficient. Taken together, they can have a huge and sustained impact.

Senior managers must have a solid analytical understanding of which performance variables drive the value of the company

A value creation mindset means that senior managers are fully aware that their ultimate financial objective is maximizing value; that they have clear rules for deciding when other objectives (such as employment or environmental goals) outweigh this imperative; and that they have a solid analytical understanding of which performance variables drive the value of the company. They must know, for instance, whether more value is created by increasing revenue growth or by improving margins, and they must ensure that their strategy focuses resources and attention on the right option.

Management processes and systems encourage managers and employees to behave in a way that maximizes the value of the organization. Planning, target setting, performance measurement, and incentive systems are working effectively when the communication that surrounds them is tightly linked to value creation.

The value mindset

The first step in VBM is embracing value maximization as the ultimate financial objective for a company. Traditional financial performance measures, such as earnings or earnings growth, are not always good proxies for value creation. To focus more directly on creating value, companies should set goals in terms of discounted cash flow value, the most direct measure of value creation. Such targets also need to be translated into shorter-term, more objective financial performance targets.

Companies also need nonfinancial goals – goals concerning customer satisfaction, product innovation, and employee satisfaction, for example –

Objectives must be tailored to the different levels within an organization

to inspire and guide the entire organization. Such objectives do not contradict value maximization. On the contrary, the most prosperous companies are usually the ones that excel in precisely these areas. Non-financial goals must, however, be carefully

considered in light of a company's financial circumstances. A defense contractor in the United States, where shrinkage is a certainty, should not adopt a "no layoffs" objective, for example.

Objectives must also be tailored to the different levels within an organization. For the head of a business unit, the objective may be explicit value creation measured in financial terms. A functional manager's goals could be expressed in terms of customer service, market share, product quality, or productivity. A manufacturing manager might focus on cost per unit, cycle time, or defect rate. In product development, the issues might be the time it takes to develop a new product, the number of products developed, and their performance compared with the competition.

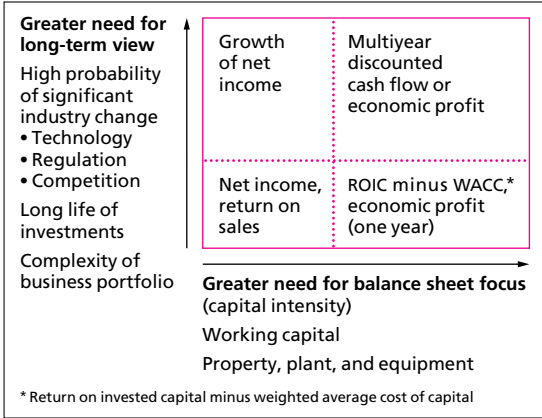
Even within the realm of financial goals, managers are often confronted with many choices: boosting earnings per share, maximizing the price/earnings ratio or the market-to-book ratio, and increasing the return on assets, to name a few. We strongly believe that value is the only correct criterion of performance.

Companies that focus only on this year's net income or on return on sales are myopic and may overlook major balance sheet opportunities

Exhibit 2 compares various measures of corporate performance along two dimensions: the need to take a long-term view and the need to manage the company's balance sheet. Only discounted cash flow valuation handles both adequately. Companies that focus on this year's net income or on return on sales are myopic and may overlook major balance sheet opportunities, such as working capital improvement or capital expenditure efficiency.

Exhibit 2

Measuring corporate performance



Decision making can be heavily influenced by the choice of a performance metric. Shifting to a value mindset can make an enormous difference. Real-life cases that show how focusing on value can transform decision making are described in the inserts “VBM in action.”

Finding the value drivers

An important part of VBM is a deep understanding of the performance variables that

will actually create the value of the business – the *key* value drivers. Such an understanding is essential because an organization cannot act directly on value. It has to act on things it *can* influence – customer satisfaction, cost, capital expenditures, and so on. Moreover, it is through these drivers of value that senior management learns to understand the rest of the organization and to establish a dialogue about what it expects to be accomplished.

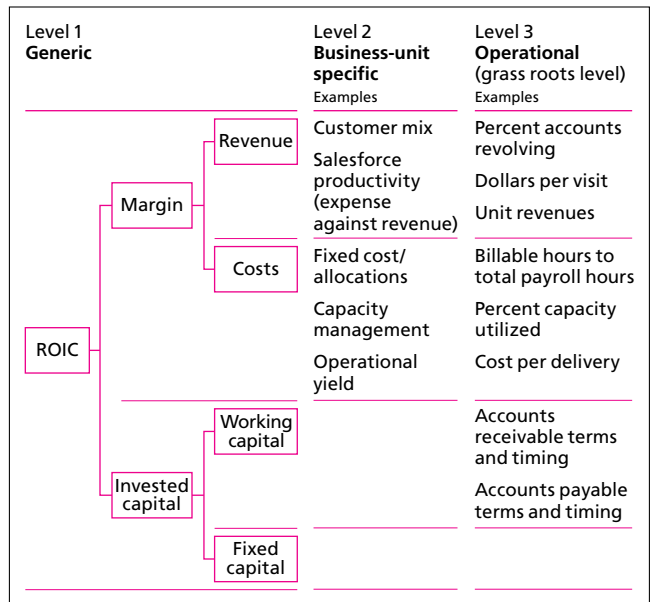
A value driver is any variable that affects the value of the company. To be useful, however, value drivers need to be organized so that managers can identify which have the greatest impact on value and assign responsibility for them to individuals who can help the organization meet its targets.

Value drivers must be defined at a level of detail consistent with the decision variables that are directly under the control of line management. Generic value drivers, such as sales growth, operating margins, and capital turns,

might apply to most business units, but they lack specificity and cannot be used well at the grass roots level. Exhibit 3 shows that value drivers can be useful at three levels: generic, where operating margins and invested capital are combined

Exhibit 3

Levels of value drivers



VBM IN ACTION: MANAGING THE BALANCE SHEET

In Company X, a large consumer products company, the performance of each of its 50 business units was measured by its operating margin or return on sales (ROS). As the exhibit shows, Company X was “doing better” than its average competitor because it was earning a 15.1 percent ROS compared with an industry average of only 14.3 percent.

But Company X had a problem. Its stock price was not performing well against the competition. Management was dissatisfied and began to ask questions. No one could understand why the stock market “didn’t appreciate” the company’s success.

Taking the analysis a little further, we see that Company X’s return on invested capital (ROIC) pretax was 27.2 percent, while competitors earned 34.3 percent. Company X was employing the wrong performance metric. Using ROS meant that it was completely ignoring balance sheet management. Consequently, its capital turnover (sales divided by invested capital) was only 1.8, versus 2.4 for its competitors.

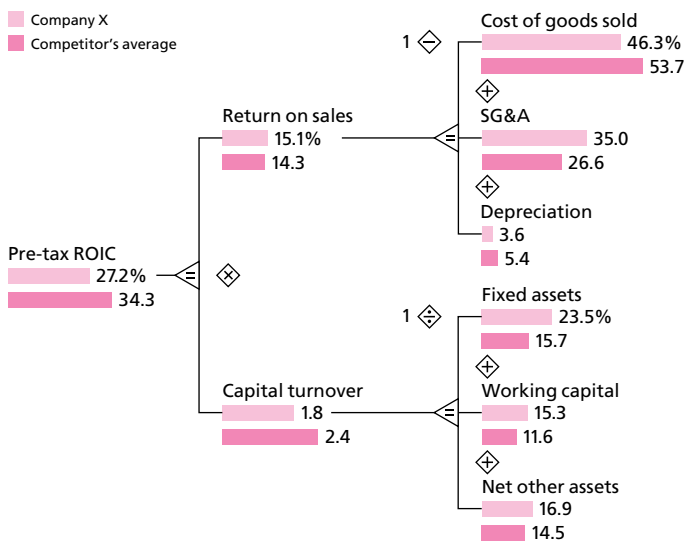
All told, the impact of improvement in the balance sheet amounted to roughly \$500

million. Of that total, \$146 million derived from improved management of working capital, particularly inventories. Because of its emphasis on sales, Company X was over-producing and carrying excess inventories to minimize the probability of stockout. Obsolete and outdated inventories necessitated periodic write-downs. Inventory management was a shambles.

An even larger value creation opportunity existed in consolidating manufacturing operations. Several plants in adjacent geographical areas were underutilized. When the least productive were closed and output shifted to the most productive facilities, two benefits emerged. First, less capital was employed to produce the same finished goods; and second, production became more efficient, raising operating margins. The value of consolidating operations was about \$364 million.

Company X failed to manage its balance sheet because of its emphasis on the wrong performance metric – return on sales. When it moved to ROIC and value creation, it discovered opportunities that had previously been missed.

ROIC tree of Company X versus the competition



VBM IN ACTION: TAKING THE LONG-TERM VIEW

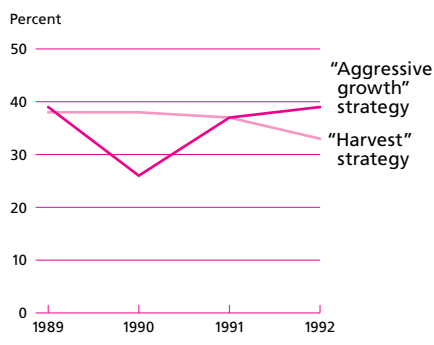
One of the largest divisions of a money center bank, the retail bank, had been pursuing a “harvest” strategy. It had been underinvesting and taking cash out of the business. Unfortunately, it had also been losing market share, albeit slowly over a long period.

The new chief operating officer wanted to spend roughly \$100 million on a plan to recapture market share by refurbishing branch facilities, installing new automatic teller machines, training tellers to improve customer satisfaction, and launching a new advertising campaign. This alternative was called the “aggressive growth” strategy. It was designed to win back market share at the same slow rate at which it had been lost – a fairly conservative approach.

The crucial measure for this program was return on equity (ROE) projected over the next three years, as shown in the exhibit. The ROE for the aggressive growth strategy was lower than the harvest strategy for the first year, about the same in the second year, and only slightly higher in the third year. When these results were shown to the bank’s CEO, he at first could not understand how the aggressive growth strategy could be better, but he realized the answer when he saw its value

creation potential. It resulted in a 124 percent increase in value over the harvest strategy, worth more than \$450 million.

Forecasted ROE for a retail bank



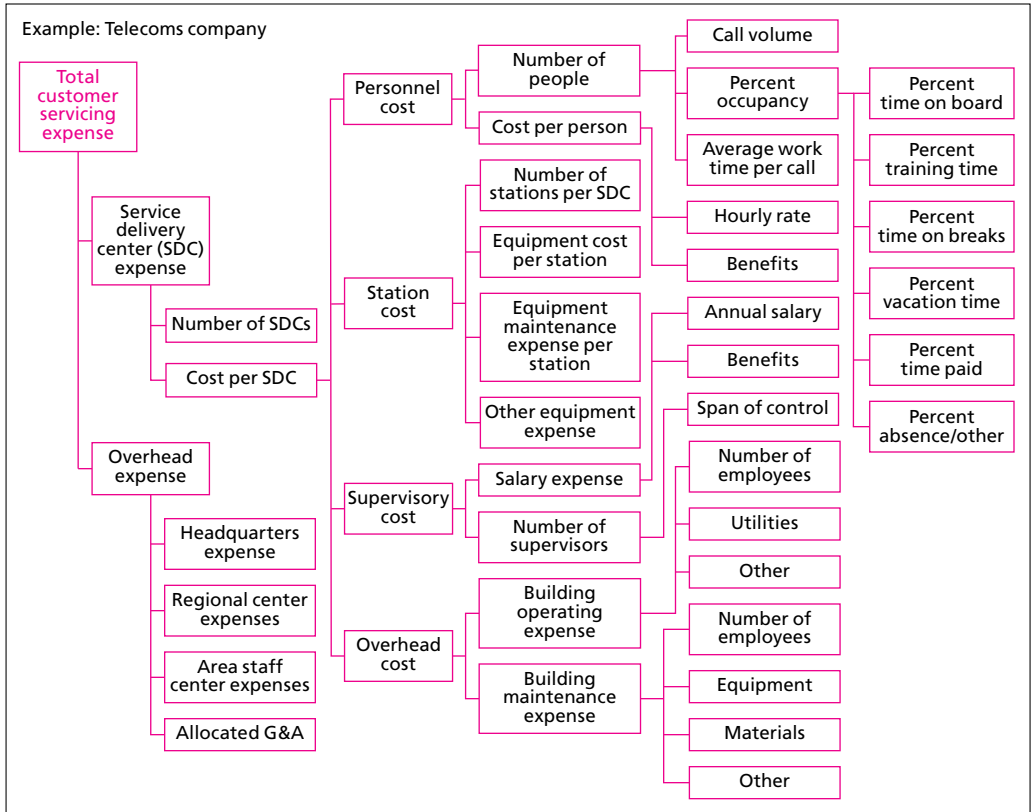
Why did the return on equity and the value creation performance metrics give such different answers? The reason is that most of the value creation potential was outside the three-year time frame that was used for making ROE comparisons at the bank. Valuation requires a longer view, because the value of a strategy cannot be estimated without forecasting the cash flows over the long run.

to compute ROIC; business unit, where variables such as customer mix are particularly relevant; and grass roots, where value drivers are precisely defined and tied to specific decisions that front-line managers have under their control.

Exhibit 4 illustrates value drivers for the customer servicing function of a telecommunications company. Value driver trees like this one are usually linked into ROIC trees, which are in turn linked into multiperiod cash flows and valuation of the business unit. Total customer service expense, on the left-hand side of the tree, was an expense-line item in the income statement of several business units. Improving efficiency in this key function would therefore affect the value of many parts of the company.

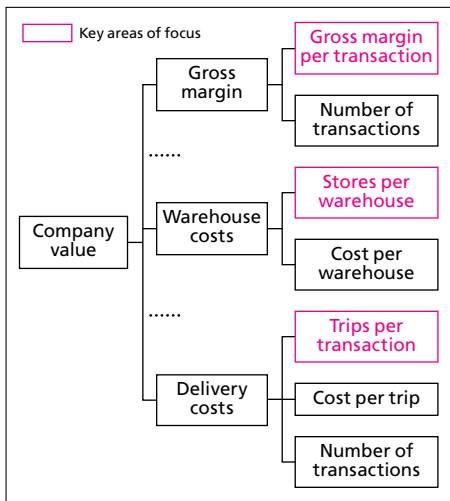
It took five levels of detail to reach useful operational value drivers. The “span of control,” for example, was defined as the ratio of supervisors to workers. A small improvement here had a big impact on the value of the company without affecting the quality of customer service. Percent occupancy is the fraction of total work hours that are spent at an operator station. Relatively minor changes here also have a major impact on value.

Value drivers in customer servicing



What is important is that these key value drivers, although only a small part of the total business system, have a significant impact on value, are measurable from month to month, and are clearly under the control of line management.

Value drivers for a hard goods retailer



To see how the numbers might work, consider the list of value drivers for a hard goods retailer shown in Exhibit 5. The value of the company derives partly from gross margin, warehouse costs, and delivery costs. Gross margin, in turn, is determined by gross margin per transaction and the number of transactions (which can be themselves further disaggregated if necessary). Warehouse costs are a function of the number of retail stores per warehouse and the cost per warehouse. Finally, delivery costs are determined by the number of trips per transaction, the cost per trip, and the number of transactions.

Analysis of these variables showed that the number of stores per warehouse significantly affected the cost per transaction: the more stores that could be served by a single warehouse, the lower the warehouse costs relative to revenues. The scale economies were substantial enough to support a strategy of growth through metropolitan concentration, rather than a shot-

In the customer servicing function of a telecoms company, it took five levels of detail to reach useful operational value drivers

gun approach of scattering new stores over a wide area. The number of stores per warehouse thus became a strategic value driver.

Further analysis revealed that the number of delivery trips per transaction was very high. Whenever there

were errors in an order or goods proved defective, multiple deliveries had to be made to a single customer. The retailer found that it was making an average of 1.5 trips per transaction, compared with a theoretical minimum of 1.0. Management believed this was high for the industry and thought it should be reduced to 1.2. Attaining this performance would increase value by 10 percent. So trips per transaction became an operating value driver as the company began to monitor its monthly performance.

Key value drivers are not static; they must be regularly reviewed. Once the retailer reaches its goal of 1.2 delivery trips per transaction, for example, it may need to shift its focus to cost per trip (while continuing to monitor trips per transaction to make sure it stays on target).

Identifying key value drivers can be difficult because it requires an organization to think about its processes in a different way. Often, too, existing reporting systems are not equipped to supply the necessary information. Mechanical approaches based on available information and purely financial measures rarely succeed. What is needed instead is a creative process involving much trial and error.

Scenario analysis is a way of assessing the impact of different sets of mutually consistent assumptions on the value of a company or its business units

Nor can value drivers be considered in isolation from each other. A price increase might, taken alone, boost value – but not if it results in substantial loss of market share. In seeking to understand the interrelationships among value drivers, scenario analysis is a valuable tool. It is a way of assessing the impact of different sets of mutually consistent assumptions on the value of a company or its business units. Typical scenarios include what might happen if there is a price war, or if additional capacity comes on line in another country? Thinking about such issues helps management avoid getting caught off guard and brings to life the relationship between strategy and value.

Management processes

Adopting a value-based mindset and finding the value drivers gets you only halfway home. Managers must also establish processes that bring this mindset to life in the daily activities of the company. Line managers must embrace value-based thinking as an improved way of making decisions. And for VBM to stick, it must eventually involve every decision maker in the company.

For VBM to stick, line managers must embrace value-based thinking as an improved way of making decisions

There are four essential management processes that collectively govern the adoption of VBM. First, a company or business unit *develops a strategy* to maximize value. Second, it translates this strategy into short- and long-term *performance targets* defined in terms of the key value drivers. Third, it develops *action plans and budgets* to define the steps that will be taken over the next year or so to achieve these targets. Finally, it puts *performance measurement and incentive systems* in place to monitor performance against targets and to encourage employees to meet their goals.

These four processes are linked across the company at the corporate, business-unit, and functional levels. Clearly, strategies and performance targets must be consistent right through the organization if it is to achieve its value creation goals.

Strategy development

Though the strategy development process must always be based on maximizing value, implementation will vary by organizational level.

At the corporate level, strategy is primarily about deciding what businesses to be in, how to exploit potential synergies across business units, and how to allocate resources across businesses. In a VBM context, senior management devises a corporate strategy that explicitly maximizes the overall value of

the company, including buying and selling business units as appropriate. That strategy should be built on a thorough understanding of business-unit strategies.

The chosen strategy should spell out how a business unit will achieve a competitive advantage that will permit it to create value

At the business-unit level, strategy development generally entails identifying alternative strategies, valuing them, and choosing the one

with the highest value. The chosen strategy should spell out how the business unit will achieve a competitive advantage that will permit it to create value. This explanation should be grounded in a thorough analysis of the market, the competitors, and the unit's assets and skills. The VBM elements of the strategy then come into play. They include:

- Assessing the results of the valuation and the key assumptions driving the value of the strategy. These assumptions can then be analyzed and challenged in discussions with senior management.
- Weighing the value of the alternative strategies that were discarded, along with the reasons for rejecting them.
- Stating resource requirements. VBM often focuses business-unit managers on the balance sheet for the first time. Human resource requirements should also be specified.
- Summarizing the strategic plan projections, focusing on the key value drivers. These should be supplemented by an analysis of the return on invested capital over time and relative to competitors.
- Analyzing alternative scenarios to assess the effect of competitive threats or opportunities.

Developing business-unit strategy does not have to become a bureaucratic time sink; indeed, the time and costs associated with planning can even be reduced if VBM is introduced simultaneously with a reengineering of the planning process.

Target setting

Once strategies for maximizing value are agreed, they must be translated into specific targets. Target setting is highly subjective, yet its importance cannot be overstated.

Targets are the way management communicates what it expects to achieve. Without targets, organizations do not know where to go. Set targets too low, and they may be met, but performance will be mediocre. Set them at unattainable levels, and they will fail to provide any motivation.

**Targets are the way
management communicates
what it expects to achieve.
Without targets, organizations
do not know where to go**

In applying VBM to target setting, several general principles are helpful:

Base your targets on key value drivers, and include both financial and nonfinancial targets. The latter serve to prevent “gaming” of short-term financial targets. An R&D-intensive company, for example, might be able to improve its short-term financial performance by deferring R&D expenditures, but this would detract from its ability to remain competitive in the long run. One solution is to set a nonfinancial goal, such as progress toward specific R&D objectives, that supplements the financial targets.

Tailor the targets to the different levels within an organization. Senior business-unit managers should have targets for overall financial performance

and unit-wide nonfinancial objectives. Functional managers need functional targets, such as cost per unit and quality.

Link short-term targets to long-term ones. An approach we particularly like is to set linked performance targets for ten years, three years, and one year. The ten-year targets express a company's aspirations; the three-year targets define

Nonfinancial targets serve to prevent "gaming" of short-term financial targets

how much progress it has to make within that time in order to meet its ten-year aspirations; and the one-year target is a working budget for managers. Ideally, you should always set targets in terms of value, but since value is always based on long-term future cash flows

and depends on an assessment of the future, short-term targets need a more immediate measure derived from actual performance over a single year. Economic profit is a short-term financial performance measure that is tightly linked to value creation. It is defined as:

$$\text{Economic profit} = \text{Invested capital} \times (\text{Return on invested capital} - \text{Weighted average cost of capital})$$

Economic profit measures the gap between what a company earns during a period and the minimum it must earn to satisfy its investors. Maximizing economic profit over time will also maximize company value.

Action plans and budgets

Action plans translate strategy into the specific steps an organization will take to achieve its targets, particularly in the short term. The plans must identify the actions that the organization will take so that it can pursue its goals in a methodical manner.

Performance measurement

Performance measurement and incentive systems track progress in achieving targets and encourage managers and other employees to achieve them. Rarely do front-line supervisors and employees have clear performance measures that are linked to their company's long-term strategy; indeed, many have none at all.

Rarely do front-line supervisors and employees have clear performance measures that are linked to their company's long-term strategy

VBM may force a company to modify its traditional approach to these systems. In particular, it shifts performance measurement from being accounting driven to being management driven. All the same, developing

a performance measurement system is relatively straightforward for a company that understands its key value drivers and has set its short- and long-term targets. Key principles include:

1. Tailor performance measurement to the business unit. Each business unit should have its own performance measures – measures it can influence. Many multibusiness companies try to use generic measures. They end up with purely financial measures that may not tell senior management what is really going on or allow for valid comparisons across business units. One unit might be capital intensive and have high margins, while another consumes little capital but has low margins. Comparing the two on the basis of margins alone does not tell the full story.

Financial indicators can only measure what has already happened

2. Link performance measurement to a unit's short- and long-term targets. This may seem obvious, but performance measurement systems are often based almost exclusively on accounting results.

3. Combine financial and operating performance in the measurement. Too often, financial performance is reported separately from operating performance, whereas an integrated report would better serve managers' needs.

4. Identify performance measures that serve as early warning indicators. Financial indicators can only measure what has already happened, when it may be too late to take corrective action. Early warning indicators might be simple items such as market share or sales trends, or more sophisticated pointers such as the results of focus group interviews.

Once performance measurements are an established part of corporate culture and managers are familiar with them, it is time to revise the compensation system. Changes in compensation should follow, not lead, the implementation of a value-based management system.

Compensation design

The first principle in compensation design is that it should provide the incentive to create value at *all levels* within an organization. Compensation for the chief executive officer – though a popular topic in the press – is something of a red herring. Managers' performance should be evaluated by a combination of metrics that reflects their organizational responsibilities and control over resources (Exhibit 6).

Exhibit 6 Performance metrics and managerial roles

Managerial role	Performance metric	Returns to shareholder	Economic profit	EBIT*	Capital utilization	Individual operating value drivers
CEO	◆	◆				
Corporate staff	◆	◆				◆
Business-unit manager		◆	◆			
Functional manager			◆	◆		
All other employees					◆	

* Earnings before interest and taxes

At the chief executive level in a publicly-held company, increases in stock prices are directly observable, and therefore a CEO's bonus can take the form of stock options or stock appreciation rights. Even so, many stock price changes result from factors outside the CEO's control, such as falls in interest rates. Stock appreciation plans can, however, be adjusted to remove such general market influences so that they focus on the aspects of company performance that are directly attributable to the skill of top management.

If compensation relied on DCF, it would be based on projections, not results

Discounted cash flow (DCF) is not one of the performance metrics in Exhibit 6 for good reasons. DCF is the present value of *forecasted* cash flows. If compensation relied on DCF, it would be based on projections, not results.

However, we do recommend using DCF in conjunction with economic profit to establish benchmarks and reward performance at the business-unit level. The long-term perspective provided by DCF can balance the short-term, accounting-based metric of economic profit. The latter is often negative in, for example, start-up or turnaround projects, even though value is being created. The role of DCF is to act as a corrective so that compensation can be calculated appropriately at the business-unit level.

At the front line of management, where financial information is rarely an adequate guide, operating value drivers are the key. They must be sufficiently detailed to be tied to the everyday operating decisions that managers have under their control.

Exhibit 7

Keys to successful implementation

- 1 Establish explicit, visible top management support.
- 2 Focus on better decision making among operating (not just financial) personnel.
- 3 Achieve critical mass by building skills in a wide cross-section of the company.
- 4 Tightly integrate the VBM approach with all elements of planning.
- 5 Underemphasize methodological issues and focus on practical applications.
- 6 Use strategic issue analyses that are tailored to each business unit rather than a generic approach.
- 7 Ensure the availability of crucial data (e.g. business-unit balance sheets).
- 8 Provide standardized, easy-to-use valuation templates and report formats to facilitate the submission of management reports.
- 9 Tie incentives to value creation.
- 10 Require that capital and human resource requests be value based.

Implementing VBM successfully

Although putting a VBM system in place is a long and complex process, successful efforts share a number of common features (*see* Exhibit 7). Most of these points have already been discussed, and others are self-explanatory, but the first feature is worth elaborating.

As with any major program of organizational change, it is vital for top management to understand and support the implementation of VBM. At one company, the CEO and CFO made a video for their employees in which they pledged their support for the initiative, declared that the basis of compensation would shift at the end of the year from earnings to economic profit, and gave examples of what

VBM meant. All business units, for instance, would be expected to earn their cost of capital. “If our cost of capital is 12 percent,” the CEO said, “a 12 percent rate of return on the capital that we have invested is not good enough. An 11 percent return destroys value, and a 13 percent return creates value. But a 14 percent rate of return creates twice as much value as a 13 percent return.”

Most managers had not thought about their business in these terms. The video caught their attention and showed them that top management supported the change that was under way.

Though active top management support is a necessary condition for the successful implementation of VBM, it is not sufficient in itself. Value-based management, as we have suggested, must permeate the entire organization. Not until line managers embrace VBM and use it on a daily basis for making better decisions can it achieve its full impact as an aid to the long-term maximization of value. **Q**

*Tim Koller is a principal in McKinsey's New York office. This article has been adapted from *Valuation: Measuring and Managing the Value of Companies*, Second Edition, by Tom Copeland, Tim Koller, and Jack Murrin, published by John Wiley & Sons, New York. Copyright © 1994 by McKinsey & Company, Inc. All rights reserved.*